

COMMUNITY PROFILE

WISEBURN



12.2%

Services



24.7%

Blue Collar

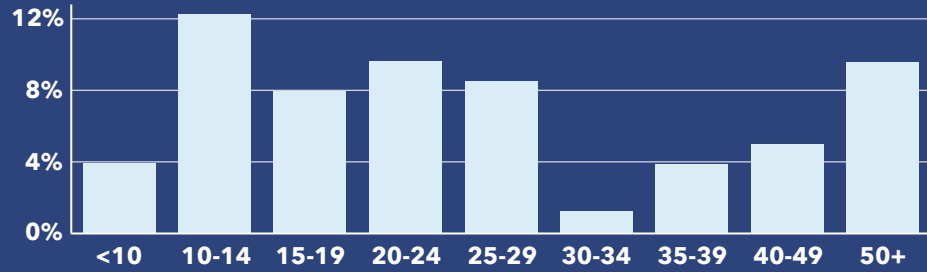


63.1%

White Collar

5,713	-0.56%	3.16	87.3	38.3	\$106,942	\$675,228	\$322,461	22.9%	62.9%	14.2%
Population Total	Population Growth	Average HH Size	Diversity Index	Median Age	Median HH Income	Median Home Value	Median Net Worth	Age <18	Age 18-64	Age 65+

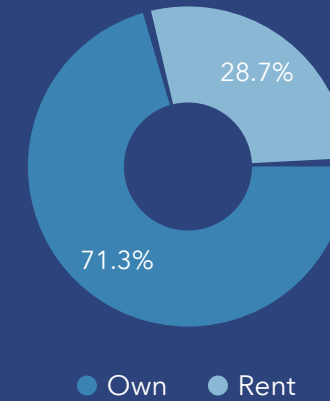
Mortgage as Percent of Salary



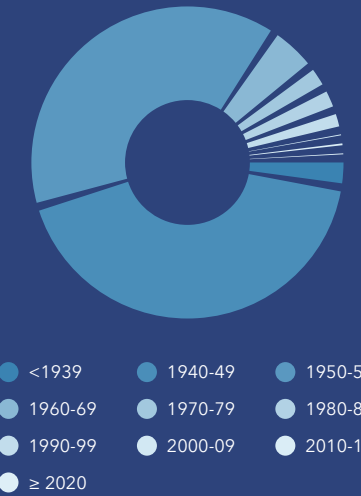
Age Profile: 5 Year Increments



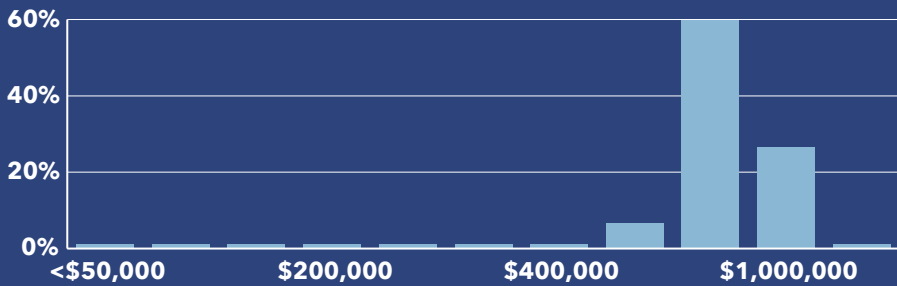
Home Ownership



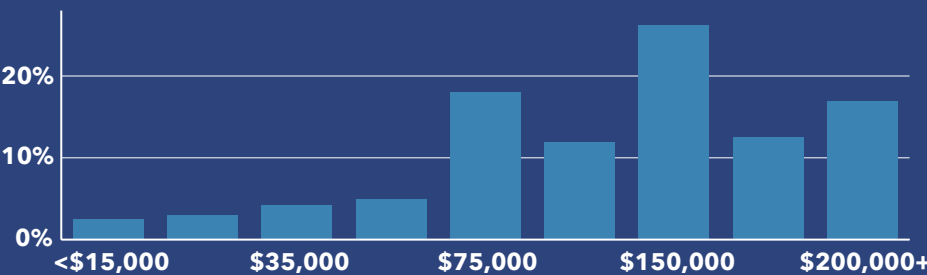
Housing: Year Built



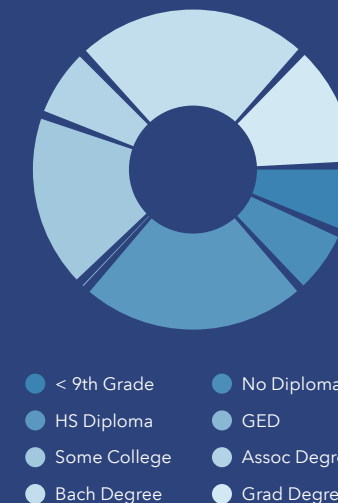
Home Value



Household Income



Educational Attainment



Commute Time: Minutes

