

COMMUNITY PROFILE

LENNOX

20,008	-0.69%	3.73	66.0	28.9	\$55,416	\$568,716	\$21,414	29.7%	62.7%	7.6%
Population Total	Population Growth	Average HH Size	Diversity Index	Median Age	Median HH Income	Median Home Value	Median Net Worth	Age <18	Age 18-64	Age 65+



33.4%
Services

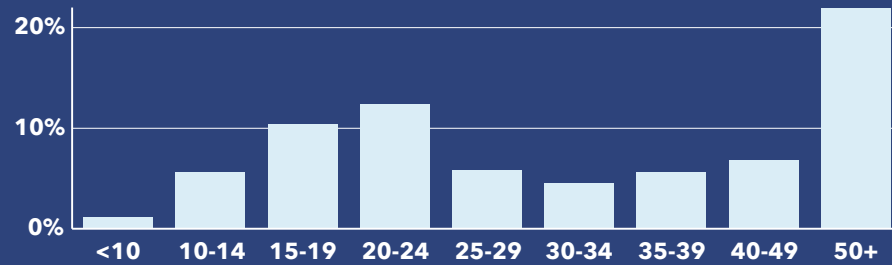


32.5%
Blue Collar



34.1%
White Collar

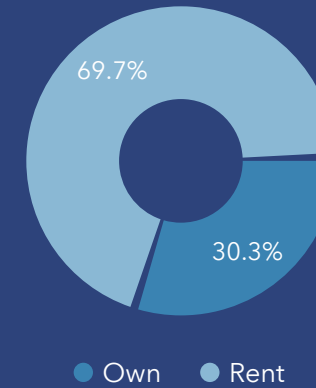
Mortgage as Percent of Salary



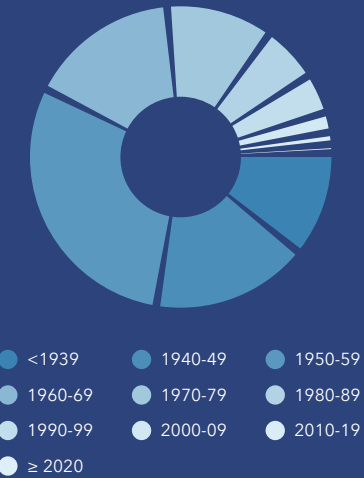
Age Profile: 5 Year Increments



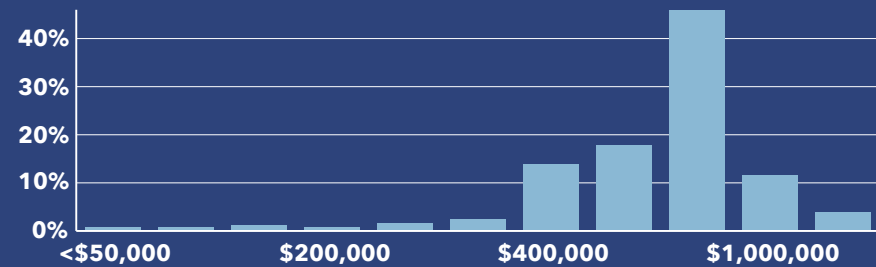
Home Ownership



Housing: Year Built



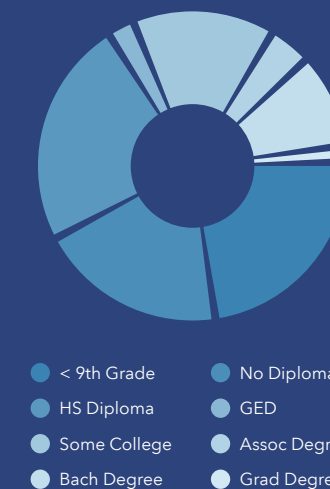
Home Value



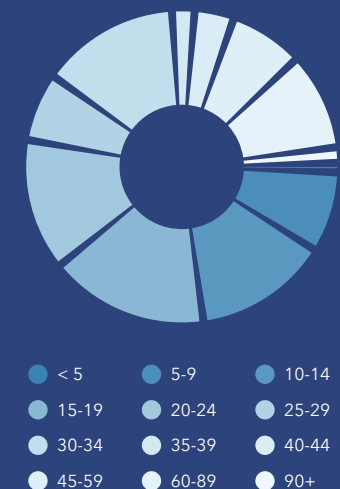
Household Income



Educational Attainment



Commute Time: Minutes



Source: Esri, ACS, Esri. Esri forecasts for 2022, 2017-2021, 2027.

Dots show comparison to 06037 (Los Angeles County)