

# COMMUNITY PROFILE

## ALONDRA PARK / EL CAMINO VILLAGE

<b>8,520</b>	<b>-0.25%</b>	<b>3.00</b>	<b>89.5</b>	<b>35.8</b>	<b>\$72,886</b>	<b>\$615,888</b>	<b>\$91,723</b>	<b>25.8%</b>	<b>60.9%</b>	<b>13.2%</b>
Population Total	Population Growth	Average HH Size	Diversity Index	Median Age	Median HH Income	Median Home Value	Median Net Worth	Age <18	Age 18-64	Age 65+



**17.4%**  
Services

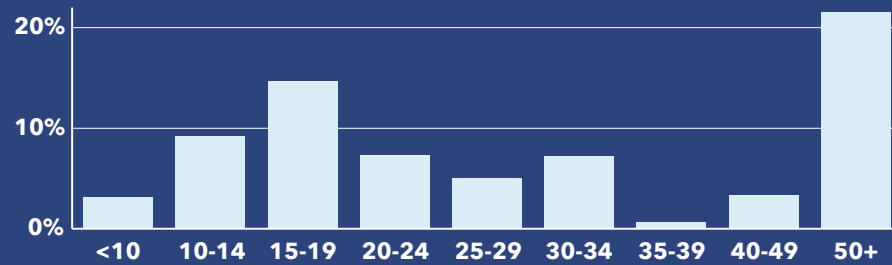


**24.8%**  
Blue Collar



**57.8%**  
White Collar

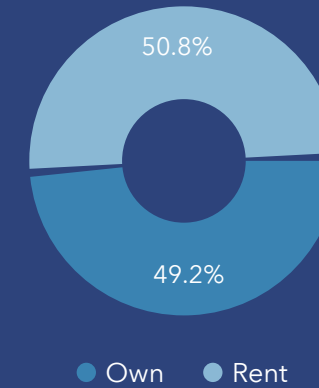
**Mortgage as Percent of Salary**



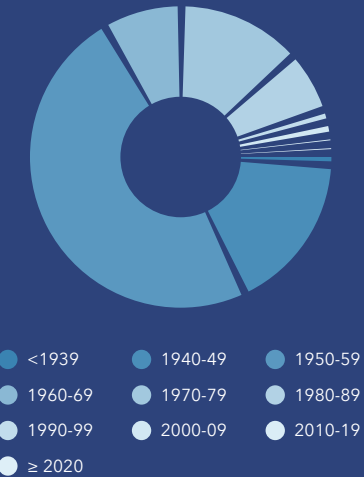
**Age Profile: 5 Year Increments**



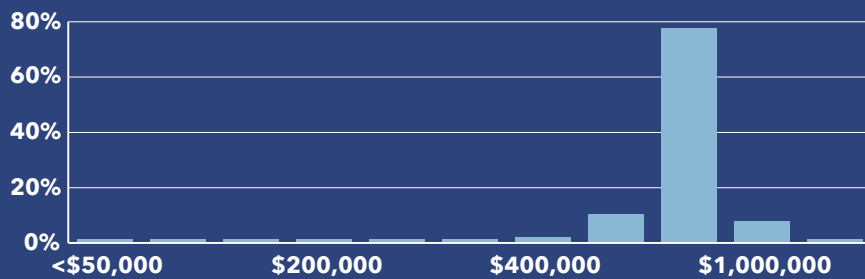
**Home Ownership**



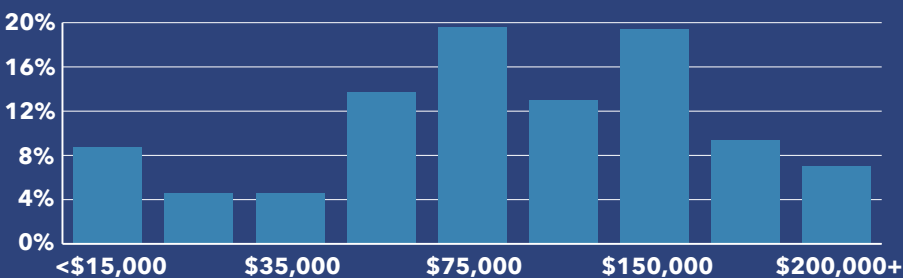
**Housing: Year Built**



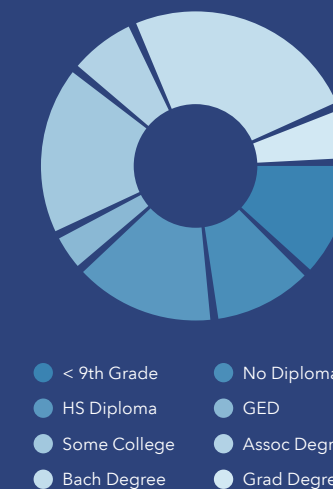
**Home Value**



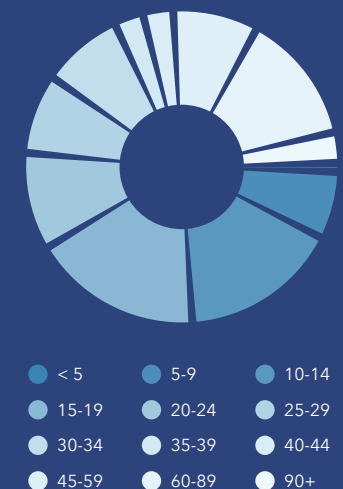
**Household Income**



**Educational Attainment**



**Commute Time: Minutes**



Source: Esri, ACS, Esri. Esri forecasts for 2022, 2017-2021, 2027.

Dots show comparison to 06037 (Los Angeles County)