





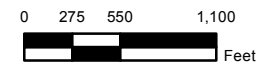
COUNTY OF LOS ANGELES

**Walnut Park  
Community Standards District**

**LEGEND:**

-  Community Standards District
-  City / Unincorporated

**Key Map:**



Los Angeles County  
Dept. of Regional Planning  
320 W. Temple St.  
Los Angeles, CA 90012