






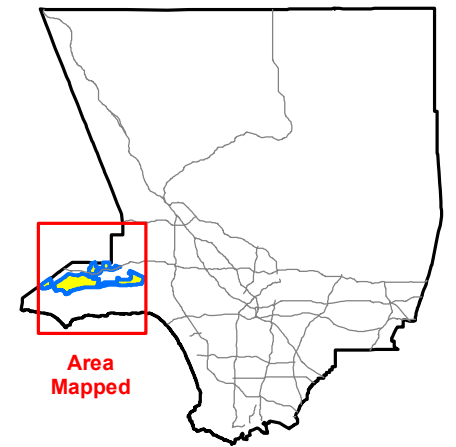
COUNTY OF LOS ANGELES
Santa Monica Mountains
North Area
Community Standards District

Significant Ridgelines

LEGEND:

-  Significant Ridgeline
-  SMMNA Community Standards District
-  SMMNA Area Specific Standards
-  City / Unincorporated Boundary

Key Map:



Los Angeles County
 Dept. of Regional Planning
 320 W. Temple St.
 Los Angeles, CA 90012