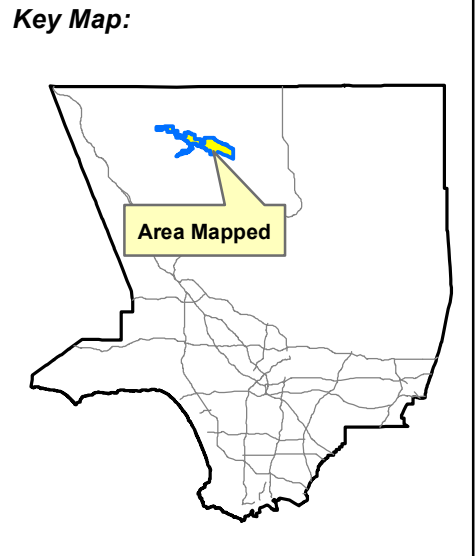





COUNTY OF LOS ANGELES
Elizabeth Lake & Lake Hughes
Community Standards District
- Significant Ridgelines

- LEGEND:**
- Significant Ridgelines
 - Community Standards District
 - City / Unincorporated
 - Forest Boundary

0 2,500 5,000 10,000
Feet

Los Angeles County
 Dept. of Regional Planning
 320 W. Temple St.
 Los Angeles, CA 90012

