


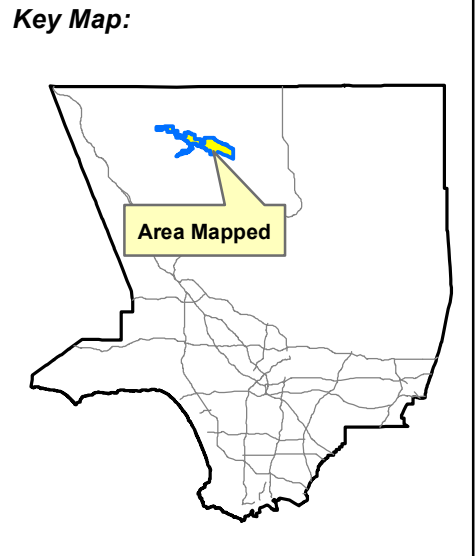


COUNTY OF LOS ANGELES
Elizabeth Lake & Lake Hughes
Community Standards District

LEGEND:

-  Community Standards District
-  City / Unincorporated
-  Forest Boundary




Los Angeles County
Dept. of Regional Planning
320 W. Temple St.
Los Angeles, CA 90012

0 2,500 5,000 10,000 Feet