






COUNTY OF LOS ANGELES

**East Los Angeles
Community Standards District**

LEGEND:

-  Community Standards District
-  Area Specific Boundary
-  Form - Based Code Specific Plan
-  City / Unincorporated

Key Map:



Los Angeles County
Dept. of Regional Planning
320 W. Temple St.
Los Angeles, CA 90012